


Get the app on your iOS or Android smart phone or tablet view our apps on the AppStore or Google Play



1. Tap the App Store button



1. Tap the Play Store button

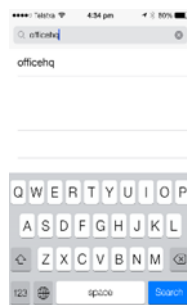


2. Click the search icon



2. Tap the  Enter officehq & click 

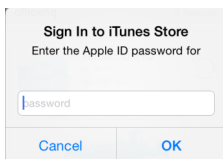
3. Enter OfficeHQ in the search bar & click Search



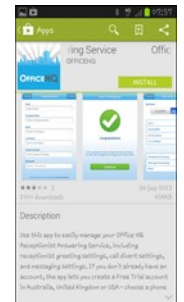
3. Select the OfficeHQ app & click install




4. Click the free button & enter your iTunes password if required



4. Accept App Permissions, click open to configure



5. The OfficeHQ app is downloaded, tap to configure



Manage your receptionist settings on your mobile!



Use our smart-phone apps to update your availability status and receptionist settings from anywhere.

Including:

- changing your greeting
- setting your diversion numbers
- updating your notes
- signing up for a free trial
- and more!

